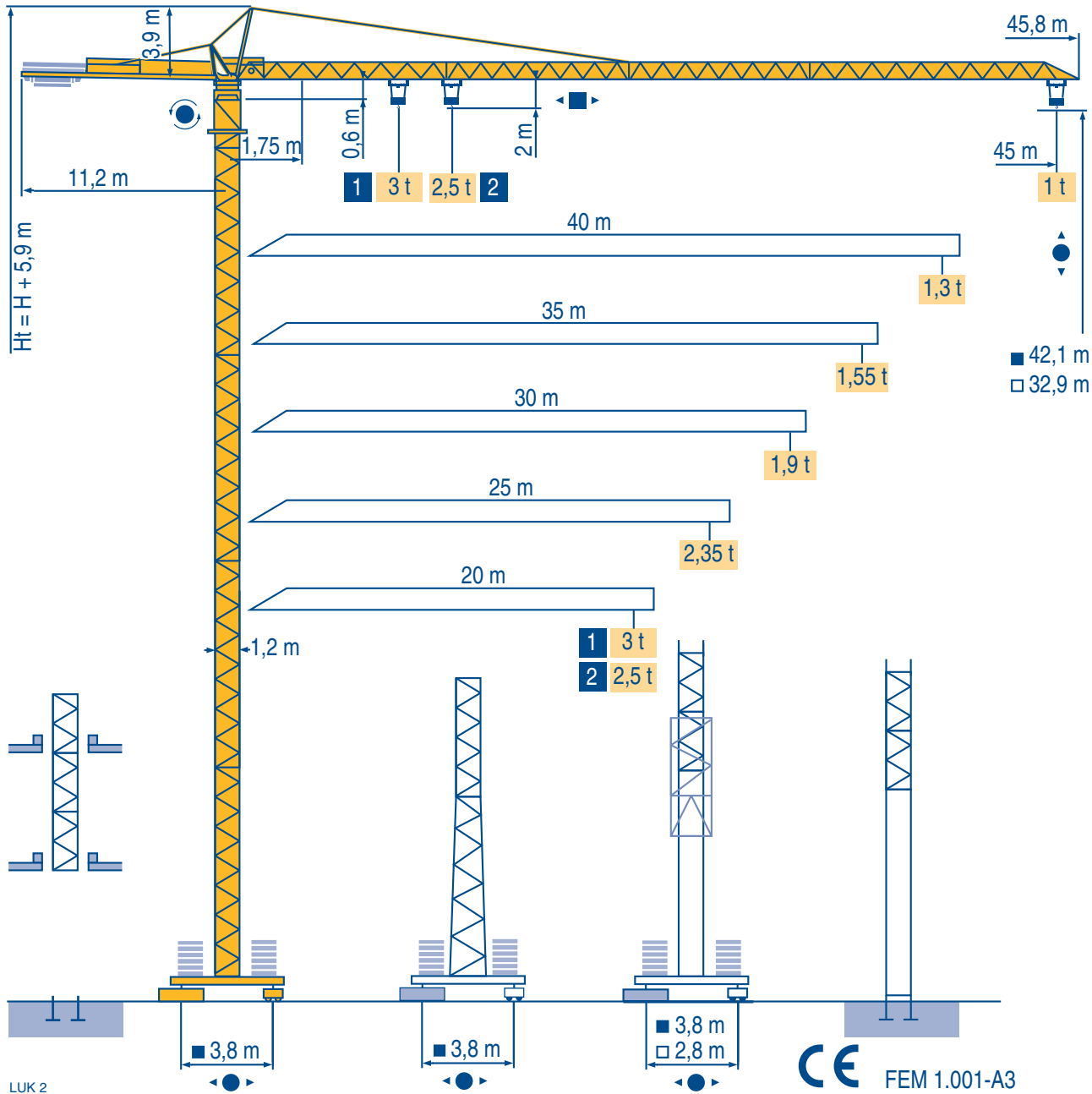


CITY CRANE MC 68 B

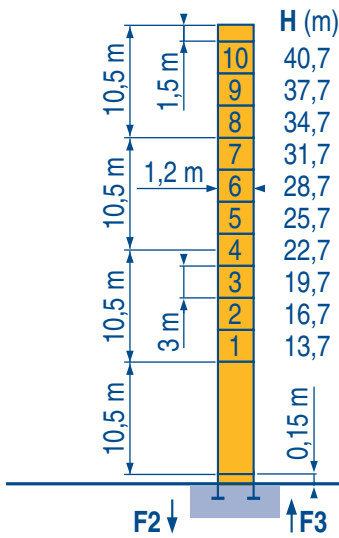


- Igo HD HDM
- HDT
- GTMR
- CITY CRANE
- TOPKIT MD MAXI MD
- MAXI TOPKIT
- Topless MDT
- MR



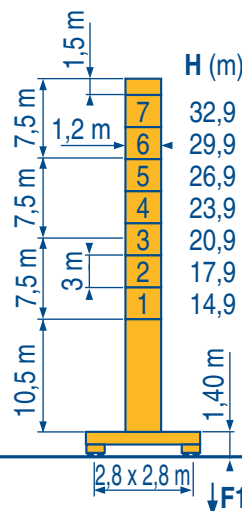


20 m → 45 m



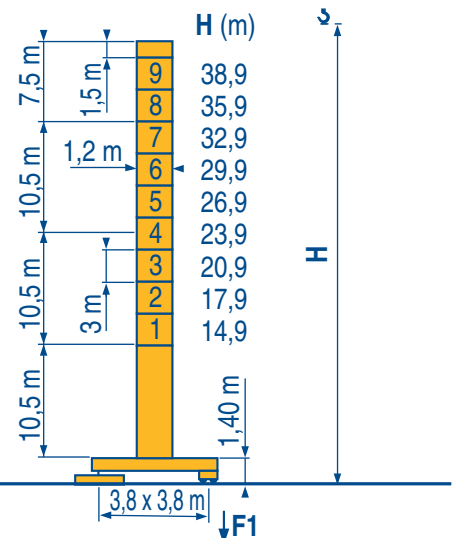
P 12 C

F2	● 62 t	■ 96 t
F3	● 49 t	■ 84 t
👤	15,5 t	



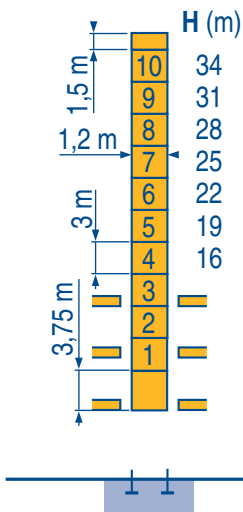
ZE 12 A

F1	● 42 t	■ 53 t
👤	18 t	

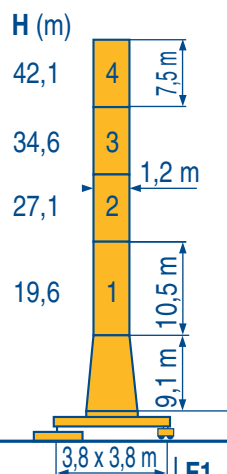



ZF 12 A / ZFC 12 A

F1	● 39 t	■ 52 t
👤	20,5 t	

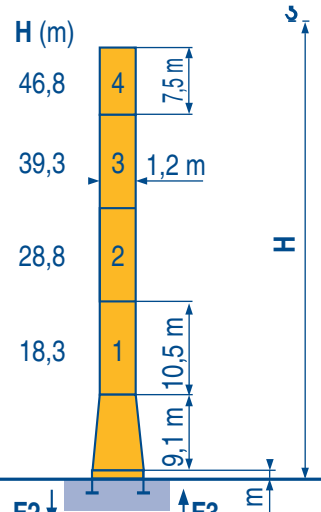


B 125 A / P 12 B



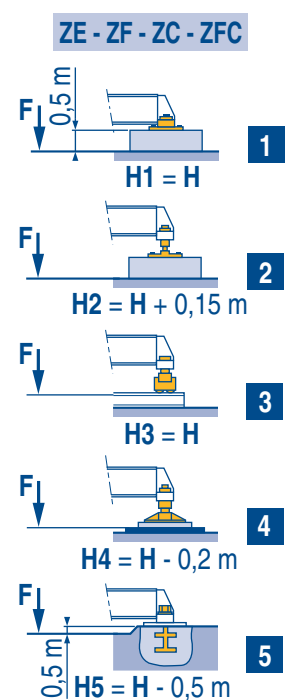
ZC 16 A / ZFC 16 A

F1	● 45 t	■ 61 t
👤	23 t	



P 16 A

F2	● 57 t	■ 100 t
F3	● 42 t	■ 86 t
👤	19 t	



LUK 2

👁 Voir télescopage sur dalles
● Réactions en service
■ Réactions hors service
👤 A vide sans lest (ni train de transport) avec flèche et hauteur maximum.

F D Siehe Kletterkrane im Gebäude
Reaktionskräfte in Betrieb
Reaktionskräfte außer Betrieb
Ohne Last, Ballast (und Transportachse), mit Maximalausleger und Maximalhöhe.

GB E See climbing crane
Reactions in service
Reactions out of service
Without load, ballast (or transport axes), with maximum jib and maximum height.

E Veja grua trepadora
Reacciones en servicio
Reacciones fuera de servicio
Sin carga, sin lastre, (ni tren de transporte), flecha y altura máxima.

I P Consultare gru in cavedio
Reazioni in servizio
Reazioni fuori servizio
A vuoto, senza zavorra (ne assali di trasporto) con braccio massimo e altezza massima.

P Ver telescopagem sobre lages
Reações em serviço
Reações fora de serviço
Sem carga (nem trem de transporte)-sem lastro com lança e altura máximas.

Courbes de charges
Lastkurven

F
D

Load diagrams
Curvas de cargas

GB
E

Curve di carico
Curva de cargas

I
P

45 m	1,75 ▶	18,6	20	21,7	22	25	27	30	32	35	37	40	42	45 m
▲▲▲	↵	3	2,75	-	2,45	2,1	1,9	1,7	1,55	1,4	1,3	1,17	1,1	1 t
	↵			2,5	2,45	2,1	1,9	1,7	1,55	1,4	1,3	1,17	1,1	1 t
40 m	1,75 ▶	20,1	22	23,5	25	27	30	32	35	37	40 m			
▲▲▲	↵	3	2,7	-	2,3	2,1	1,86	1,72	1,54	1,44	1,3 t			
	↵			2,5	2,3	2,1	1,86	1,72	1,54	1,44	1,3 t			
35 m	1,75 ▶	20,2	22	23,6	25	27	30	32	35 m					
▲▲▲	↵	3	2,7	-	2,3	2,1	1,86	1,73	1,55 t					
	↵			2,5	2,3	2,1	1,86	1,73	1,55 t					
30 m	1,75 ▶	20,2	22	23,6	25	27	30 m							
▲▲▲	↵	3	2,7	-	2,3	2,1	1,9 t							
	↵			2,5	2,3	2,1	1,9 t							
25 m	1,75 ▶	20,3	22	23,7	25 m									
▲▲▲	↵	3	2,7	-	2,35 t									
	↵			2,5	2,35 t									
20 m	1,75 ▶	20 m												
▲▲▲	↵	3 t												
	↵	2,5 t												

LUK 2

Télescopage sur dalles
Kletterkrane im Gebäude

F
D

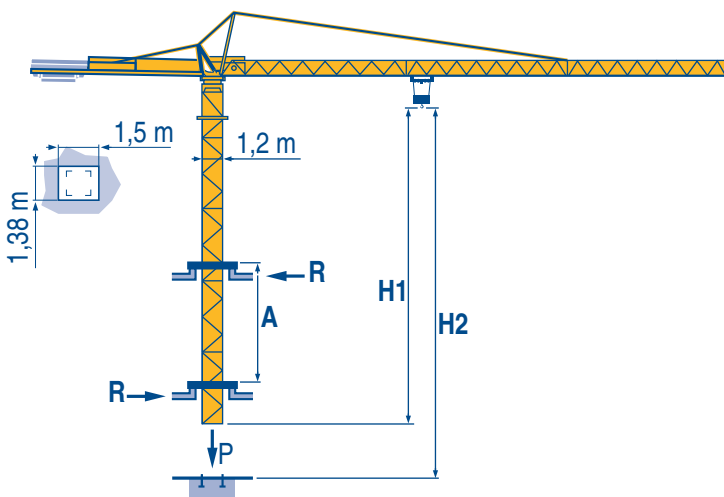
Climbing crane
Telescopage gruas trepadoras

GB
E

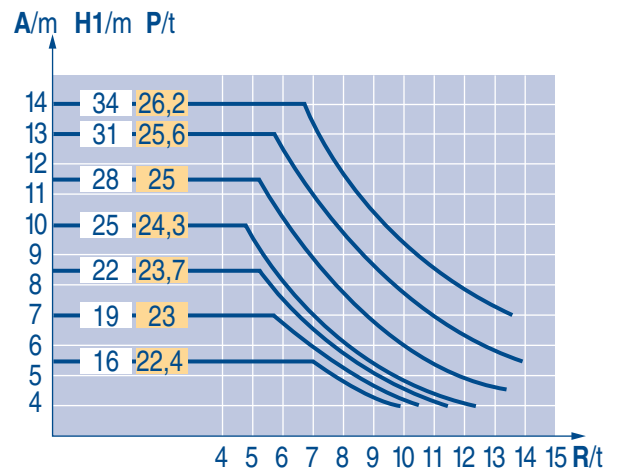
Gru in cavedio
Telescopagem sobre lages

I
P

B 125 A



LUK 1



A	Distance entre cadres	F	Abstand zwischen den Rahmen	D	Distance between collars	GB	Distancia entre marcos	E	Distanza fra i telai	I	Distância entre quadros	P
H1	Hauteur grue		Kranhöhe		Crane height		Altura grúa		Altezza gru		Altura da grua	
P	Poids de la grue (en service)		Krangewicht (in Betrieb)		Crane weight (in service)		Peso de la grúa (en servicio)		Peso della gru (in servizio)		Peso da grua (em serviço)	
R	Réaction horizontale		Horizontalkräfte		Horizontal reaction		Reaccion horizontal		Reazione orizzontale		Reacção horizontal	

						ch - PS hp	kW	
	15 PC 13-5	m/min	7,1	21	42	15	11	130 m
		t	2,5	2,5	1,3			
	25 PC 13-7	m/min	7,9	31,5	63	25	18	
		t	2,5	2,5	1,3			
15 PC 15	m/min	6	18	36	15	11		
	t	3	3	1,5				
25 PC 15-3	m/min	7	27,5	55	25	18		
	t	3	3	1,5				
	3 D2 V5	m/min	21 - 42			3	2,2	
	RCV 40	tr/min U/min rpm	0 → 0,8			6	4,5	
	TVD 324	m/min	26			2 x 4	2 x 2,9	
	RT 224	m/min	25			2 x 4	2 x 2,9	
CEI 38	IEC 38	kVA						
400 V (+6% -10%) 50 Hz		15 PC : 25 kVA 25 PC : 35 kVA		84/534 - 87/405				

LUK 3

	Levage	F	Heben	D	Hoisting	GB	Elevación	E	Sollevamento	I	Elevação	P
	Distribution		Katzfahren		Trolleying		Distribución		Distribuzione		Distribuição	
	Orientation		Schwenken		Slewing		Orientación		Rotazione		Rotação	
	Translation		Kranfahren		Travelling		Traslación		Traslazione		Translação	
	Conforme aux directives CEE 84/534 et 87/405 sur le niveau acoustique		Gemäss EWG-Richtlinien 84/534 und 87/405 für den Schall-Leistungspegel		In compliance with the EEC 84/534 and 87/405 Instructions on noise level		Conforme con las directivas CEE 84/534 y 87/405 sobre el nivel acústico		Conforme alle direttive CEE 84/534 e 87/405 sul livello acustico		Conforme as directivas CEE 84/534 e 87/405 sobre o nível acústico	

Document commercial non contractuel. Pour toute information technique se référer à la notice correspondante


Unverbindliches Vertriebsdokument. Für technische Informationen, siehe die entsprechenden Anweisungen.

This commercial document is not legally binding. For any technical information, please refer to the corresponding instructions.

Documento comercial no contractuel. Para cualquier información técnica, ver la noticia correspondiente.

Documento commerciale non vincolante, per tutte le informazioni tecniche fare riferimento al catalogo istruzioni

Documento comercial não contratual. Para qualquer informação técnica complementar consultar as respectivas instruções



POTAIN

18.Rue de Charbonnières, B.P. 173
F-69132 ECULLY Cedex
Tél. (33)04.72.18.20.20
Fax (33)04.72.18.20.00
http://www.potain.com
E-mail : mkt@potain.fr

Manitowoc Crane Group

Deutschland
POTAIN GmbH Tel : 06.1.05.70.40

Italia
POTAIN S.p.A. Tel : 0.331.49.33.11

Portugal
POTAIN Portugal Tel : 22.968.08.89

Singapore
MANITOWOC POTAIN PTE LTD Tel : 227.15.50

Copyright.Reproduction interdite © POTAIN 2000

CITY CRANE MC 68 B
Réf. 2000.36 LUK 7

Reserva de modificaciones / Modifiche riservate / Modificaciones reservadas / Subject to modification / Änderungen vorbehalten / Modifications réservées / Printed in France / Réalisation HeadLines